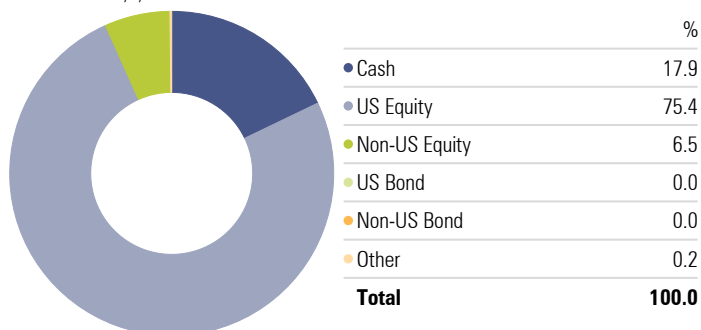




SEM AmeriGuard-AGR Model

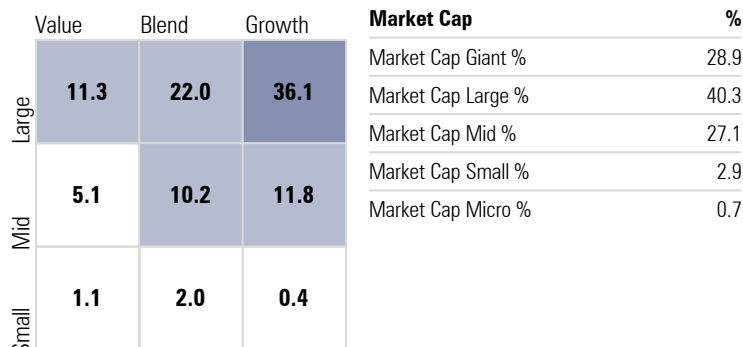
Asset Allocation

Portfolio Date: 3/7/2022



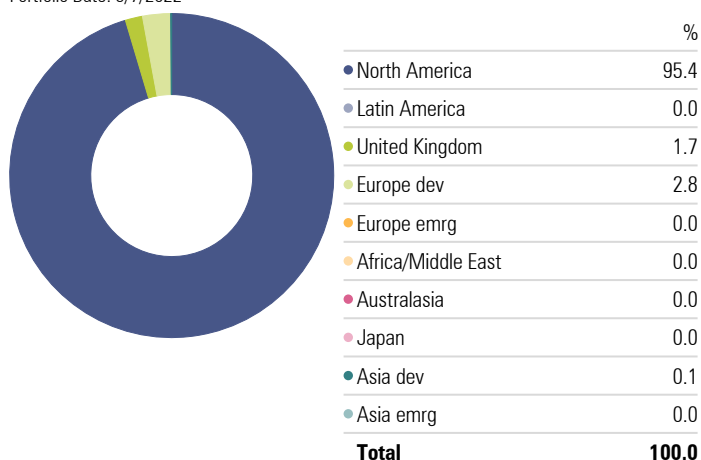
Morningstar Style Box

Portfolio Date: 3/7/2022

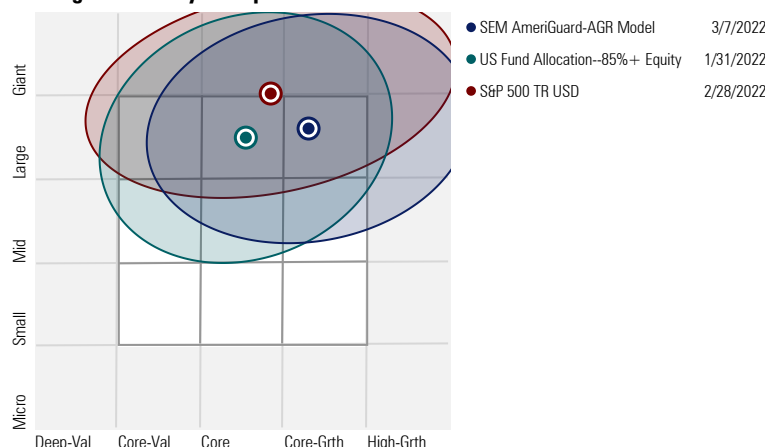


Current Portfolio - Equity Regional Exposure

Portfolio Date: 3/7/2022

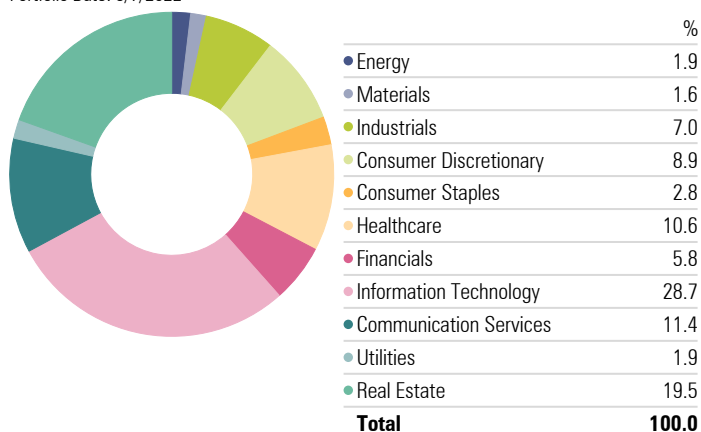


Holdings-Based Style Map



Current Portfolio - Equity Sectors

Portfolio Date: 3/7/2022

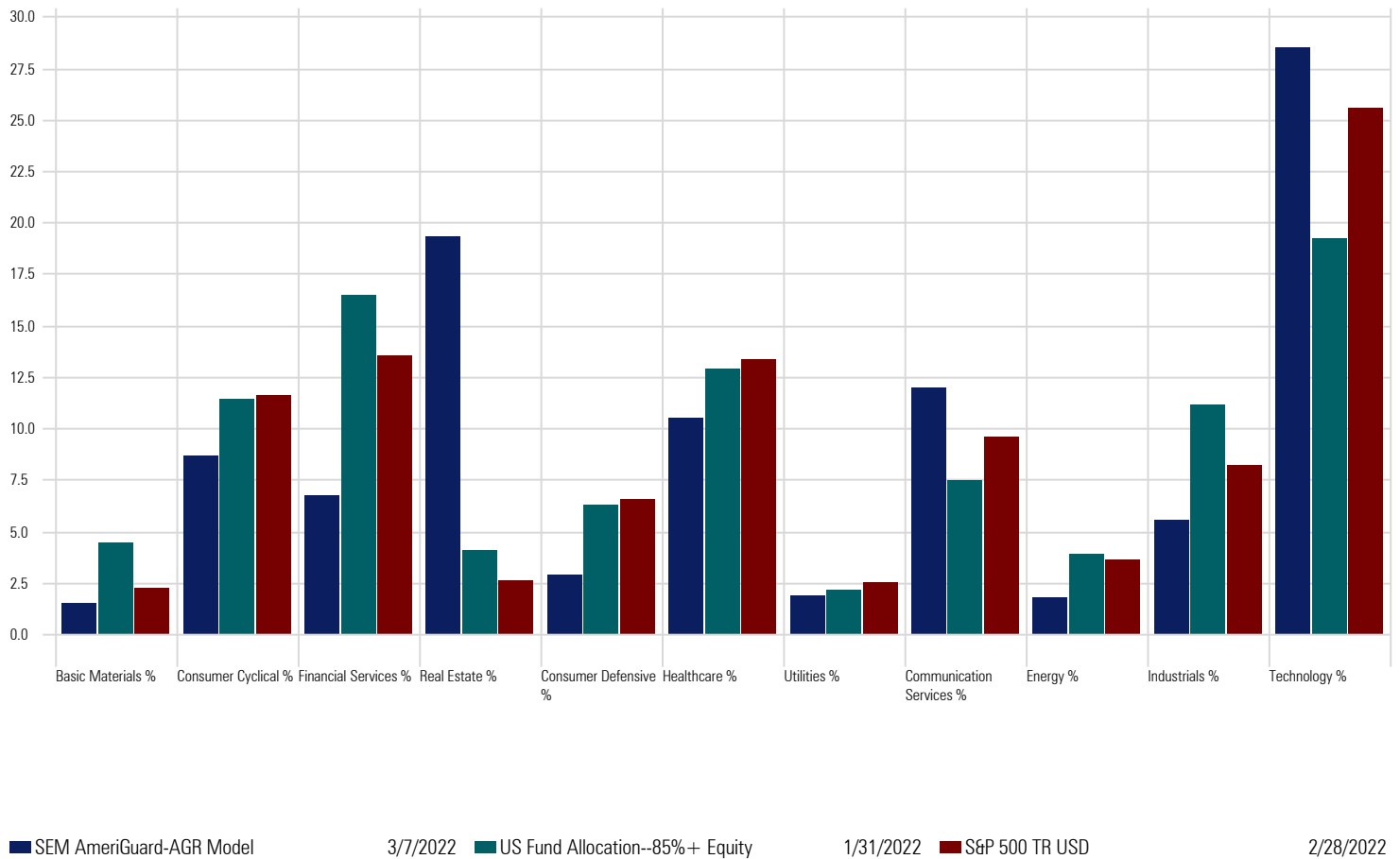


Top Holdings - SEM AmeriGuard-AGR Model

	Beta (1 Yr)	Alloc %
Morgan Stanley Inst Advantage A	1.18	25.00
Default Cash	—	16.00
American Funds American Mutual F3	0.76	15.00
Vanguard Growth ETF	1.23	15.00
Vanguard Real Estate ETF	1.58	15.00
American Funds Washington Mutual F3	0.88	14.00
Beta (5 Yr Avg)		1.08
Turnover Ratio %		15.61
Annual Report Net Expense Ratio		0.46

INFORMATIONAL PURPOSES ONLY - Portfolio Allocations are a snapshot of SEM's holdings for the model as of the dates listed in the report. Allocations are not recommendations for any specific holdings or combinations of holdings. SEM actively monitors each model and may have already made changes to the allocations prior to this report being updated. All investments involve risk including those managed by SEM. Individual clients may have a slightly different allocation based on cash flows and the timing of such. In order to reduce trading frequency, SEM allows client accounts to fluctuate within a given tolerance range & reserves the right to substitute holdings for similar positions.

Sector Exposure



Asset Allocation Changes

Time Period: 4/1/2019 to 2/28/2022

