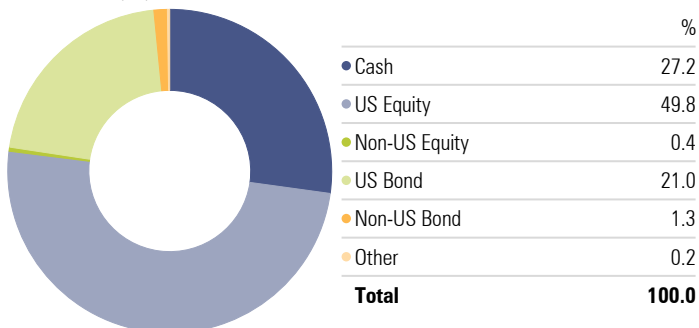




SEM AmeriGuard-MOD Model

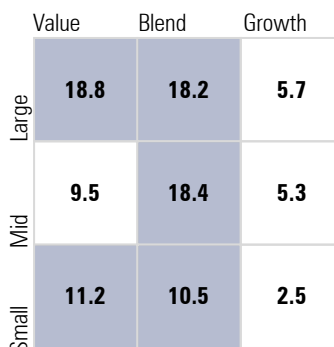
Asset Allocation

Portfolio Date: 8/31/2022



Morningstar Style Box

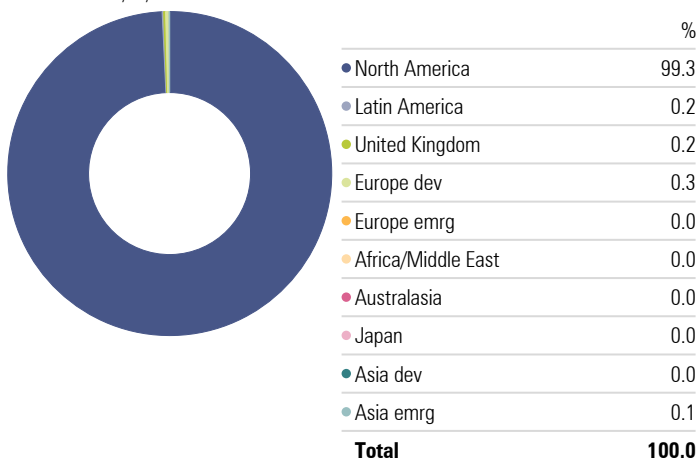
Portfolio Date: 8/31/2022



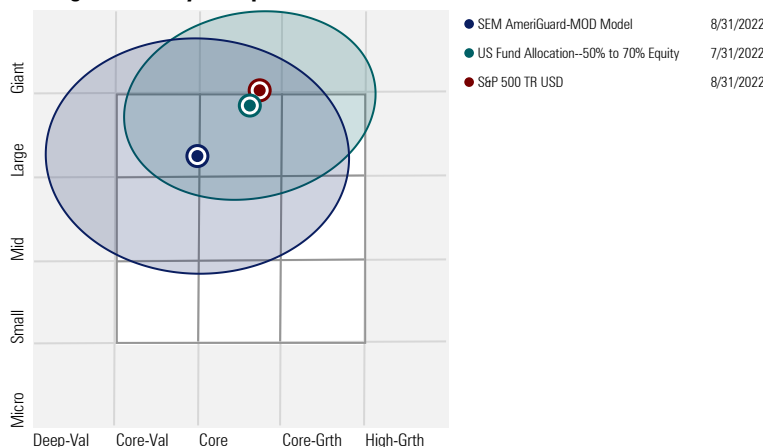
Market Cap	%
Market Cap Giant %	20.5
Market Cap Large %	21.8
Market Cap Mid %	33.0
Market Cap Small %	16.2
Market Cap Micro %	8.5

Current Portfolio - Equity Regional Exposure

Portfolio Date: 8/31/2022

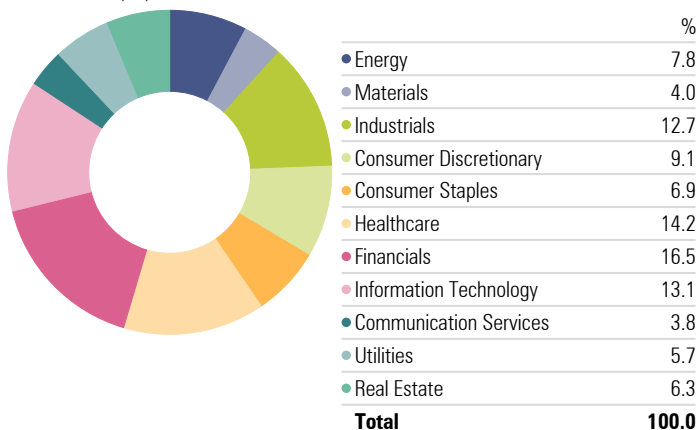


Holdings-Based Style Map



Current Portfolio - Equity Sectors

Portfolio Date: 8/31/2022

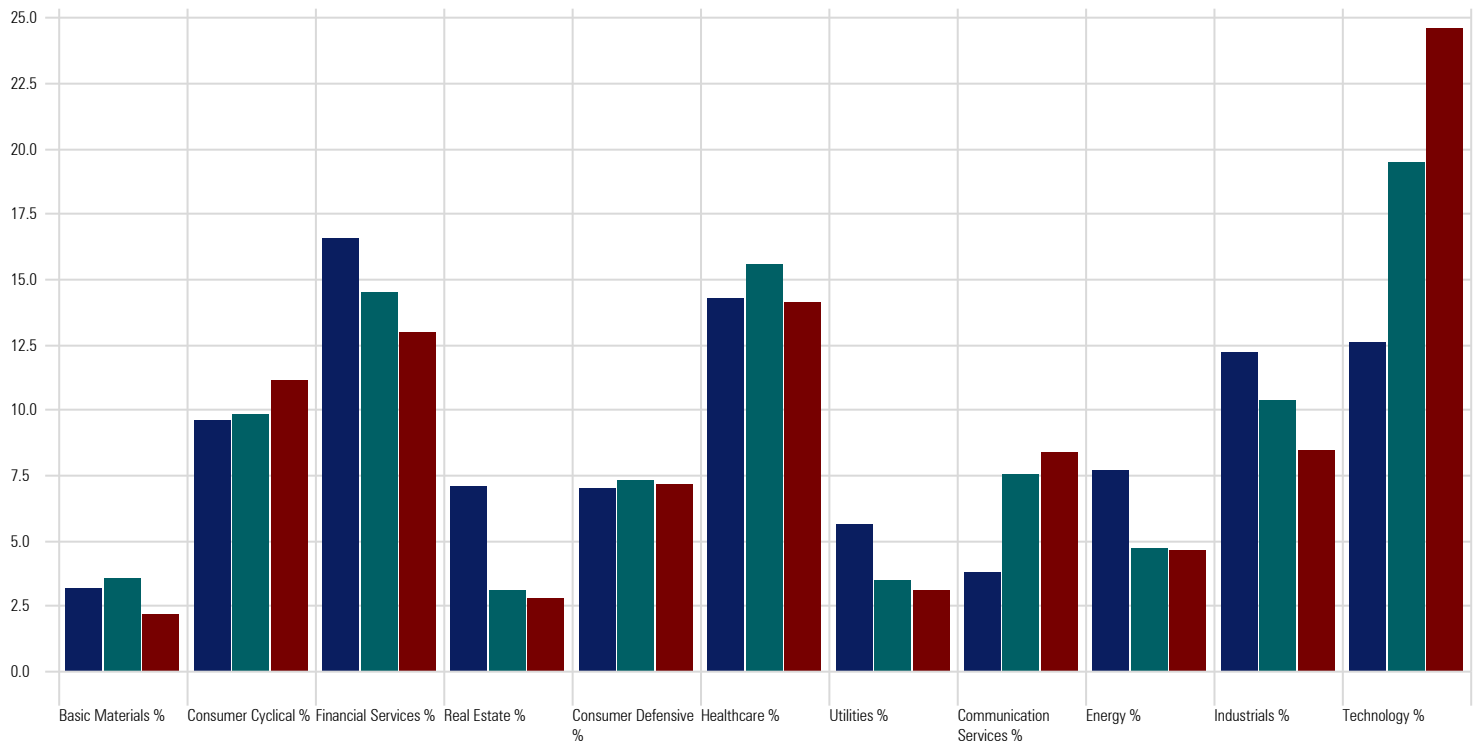


Top Holdings - SEM AmeriGuard-MOD Model

Holdings	Beta (1 Yr)	Alloc %
Default Cash	—	25.68
iShares Core US Aggregate Bond ETF	0.99	23.42
iShares Russell 2000 Value ETF	0.88	10.36
iShares Russell Mid-Cap ETF	0.99	10.32
iShares Russell Mid-Cap Value ETF	0.92	10.27
SPDR® Dow Jones Industrial Avg ETF Tr	0.77	10.02
iShares Core High Dividend ETF	0.58	9.92
Beta (5 Yr Avg)		1.21
Turnover Ratio %		70.83
Annual Report Net Expense Ratio		0.13

INFORMATIONAL PURPOSES ONLY - Portfolio Allocations are a snapshot of SEM's holdings for the model as of the dates listed in the report. Allocations are not recommendations for any specific holdings or combinations of holdings. SEM actively monitors each model and may have already made changes to the allocations prior to this report being updated. All investments involve risk including those managed by SEM. Individual clients may have a slightly different allocation based on cash flows and the timing of such. In order to reduce trading frequency, SEM allows client accounts to fluctuate within a given tolerance range & reserves the right to substitute holdings for similar positions.

Sector Exposure



SEM AmeriGuard-MOD Model

8/31/2022

US Fund Allocation--50% to 70% Equity

7/31/2022

S&P 500 TR USD

8/31/2022

Asset Allocation Changes

Time Period: 10/1/2019 to 8/31/2022

US Equity %

Non-US Equity %

US Bond %

Non-US Bond %

Other

Cash

