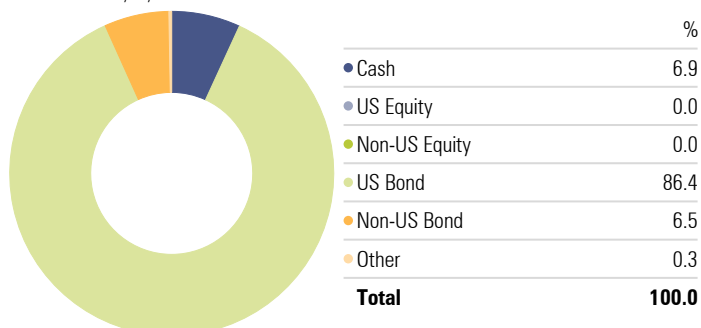




SEM Cornerstone BND Model

Asset Allocation

Portfolio Date: 8/31/2020

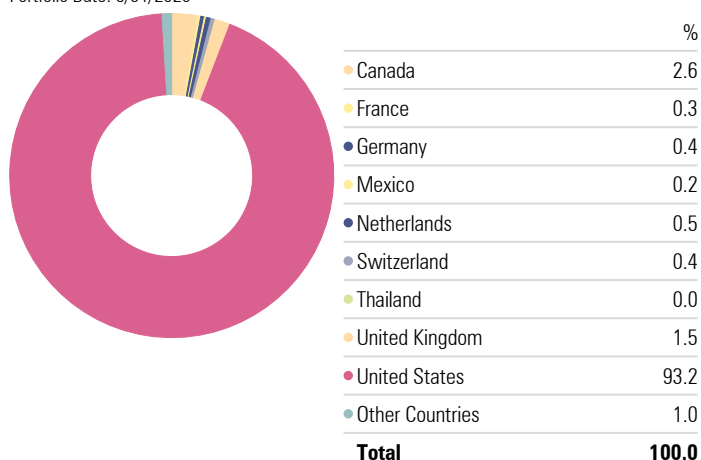


Portfolio Characteristics

Yield to Maturity	—
Avg Coupon	4.35
Avg Eff Duration	—
Avg Eff Maturity	—
Avg Credit Quality	—

Current Portfolio - Top Regional Exposure

Portfolio Date: 8/31/2020



Credit Rating Breakdown

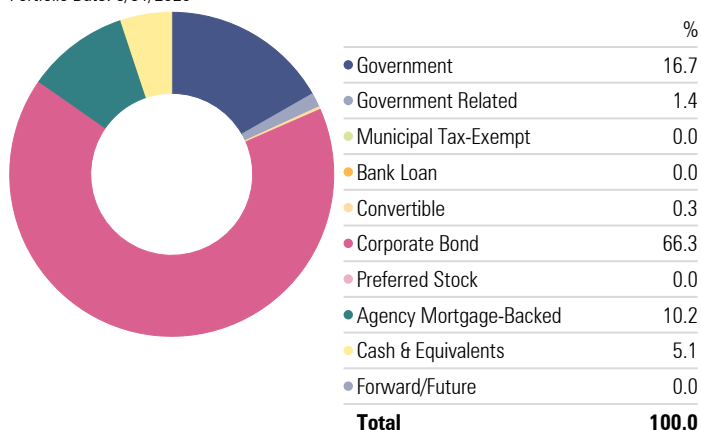
AAA %	—
AA %	—
A %	—
BBB %	—
BB %	—
B %	—
B %	—
Not Rated %	—

Maturity Breakdown

1-3 Yr %	12.61
3-5 Yr %	16.37
5-7 Yr %	35.32
7-10 Yr %	19.68
10-15 Yr %	0.00
15-20 Yr %	3.02
20-30 Yr %	11.69
30+ Yr %	0.00

Current Portfolio - Top Sectors

Portfolio Date: 8/31/2020



SEM Cornerstone BND Model - Top Holdings

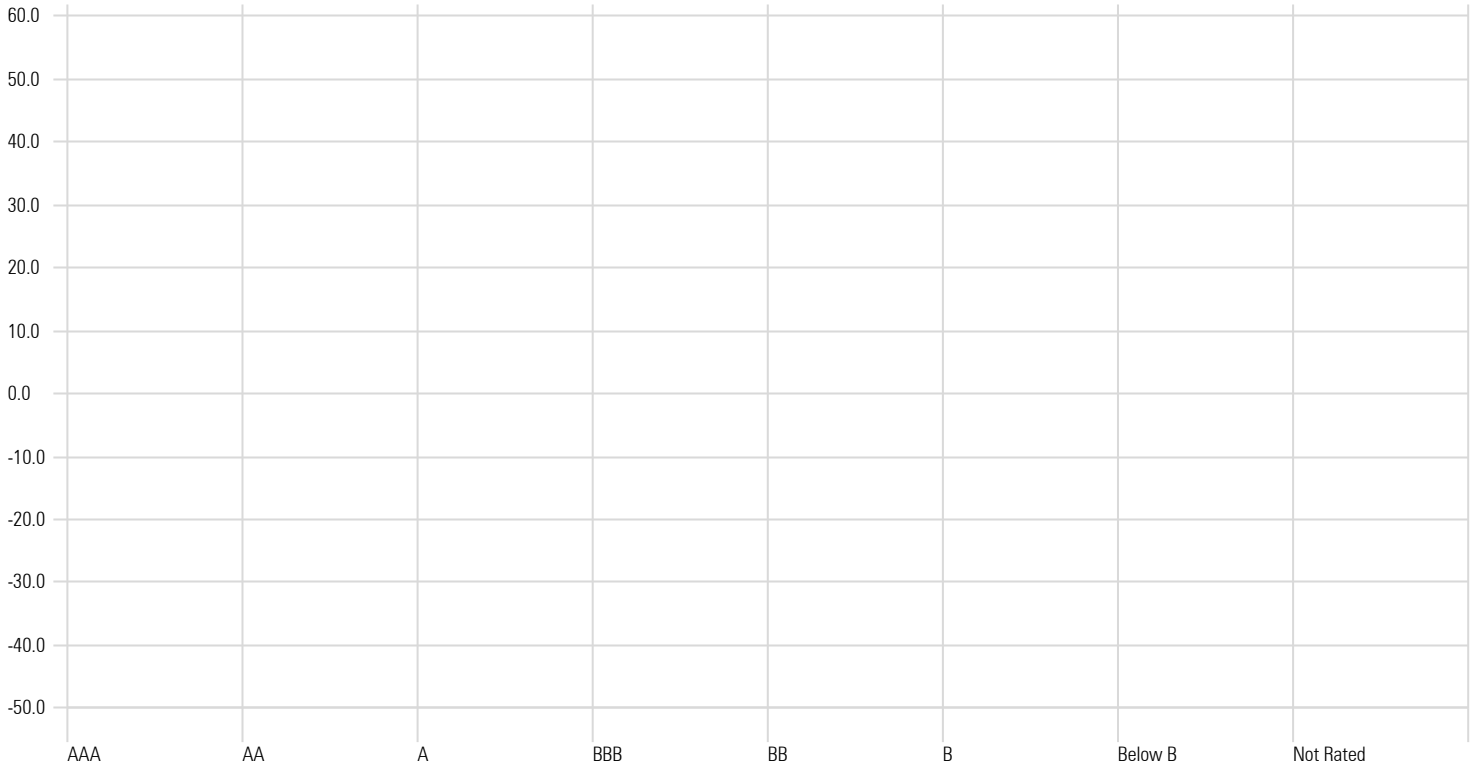
Portfolio Date: 8/31/2020

Security	Average Eff Duration	Alloc %
Timothy Plan High Yield Bond A	—	42.63
Timothy Plan Fixed Income A	—	37.84
Inspire Corporate Bond Impact ETF	—	17.68
Default Cash	—	1.85
Eventide Limited-Term Bond I	2.82	0.00
Turnover Ratio %		56.25
Underlying Holdings Net Expense Ratio		1.11

INFORMATIONAL PURPOSES ONLY - Portfolio Allocations are a snapshot of SEM's holdings for the model as of the dates listed in the report. Allocations are not recommendations for any specific holdings or combinations of holdings. SEM actively monitors each model and may have already made changes to the allocations prior to this report being updated. All investments involve risk including those managed by SEM. Individual clients may have a slightly different allocation based on cash flows and the timing of such. In order to reduce trading frequency, SEM allows client accounts to fluctuate within a given tolerance range & reserves the right to substitute holdings for similar positions.

Credit Quality Exposure

Portfolio Date: 8/31/2020



■ SEM Cornerstone BND Model

■ US Fund Multisector Bond

Asset Allocation Changes

Time Period: 9/1/2017 to 8/31/2020

■ US Equity %

■ Non-US Equity %

■ US Bond %

■ Non-US Bond %

■ Other

■ Cash

