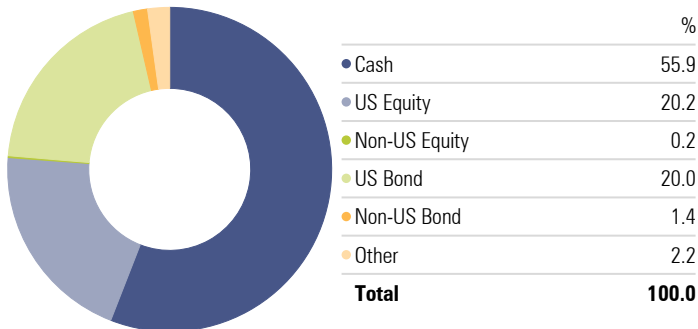




# SEM DBA Model

## Asset Allocation

Portfolio Date: 8/31/2022



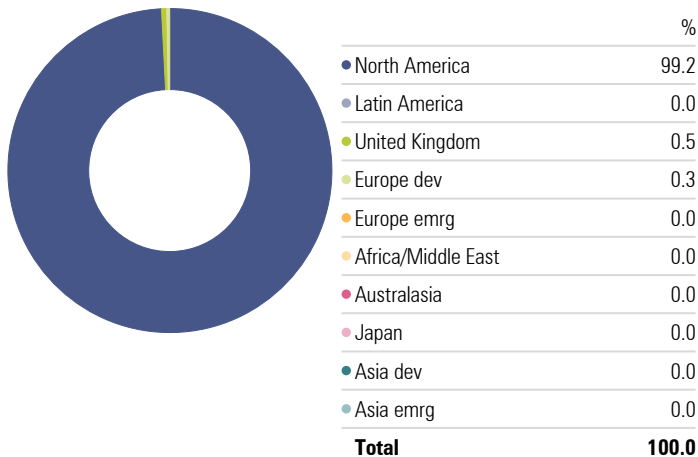
## Morningstar Style Box

Portfolio Date: 8/31/2022

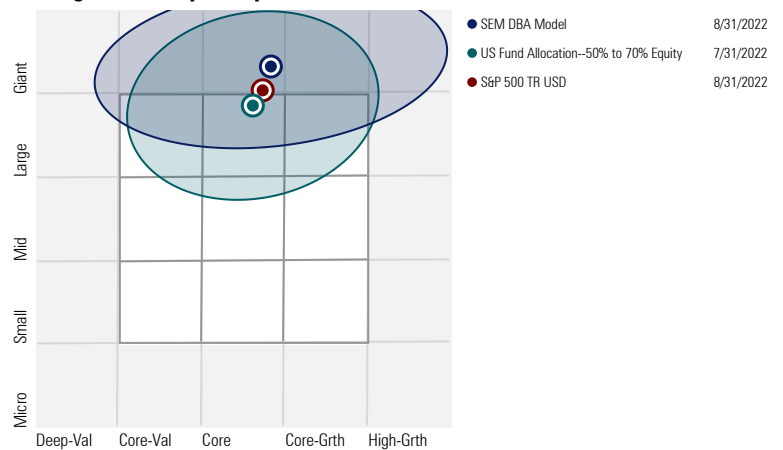


## Current Portfolio - Equity Regional Exposure

Portfolio Date: 8/31/2022

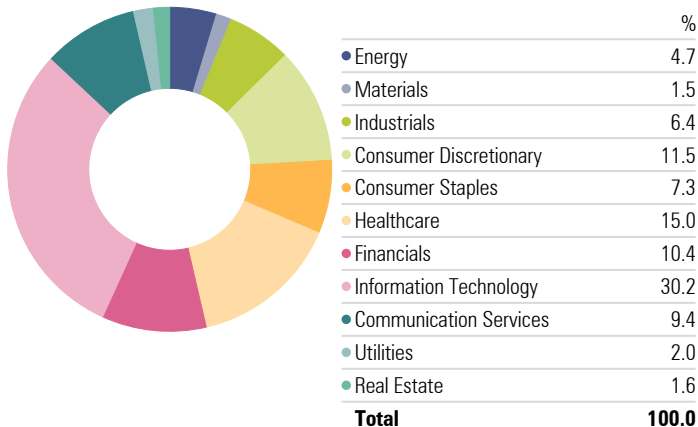


## Holdings-Based Style Map



## Current Portfolio - Equity Sectors

Portfolio Date: 8/31/2022

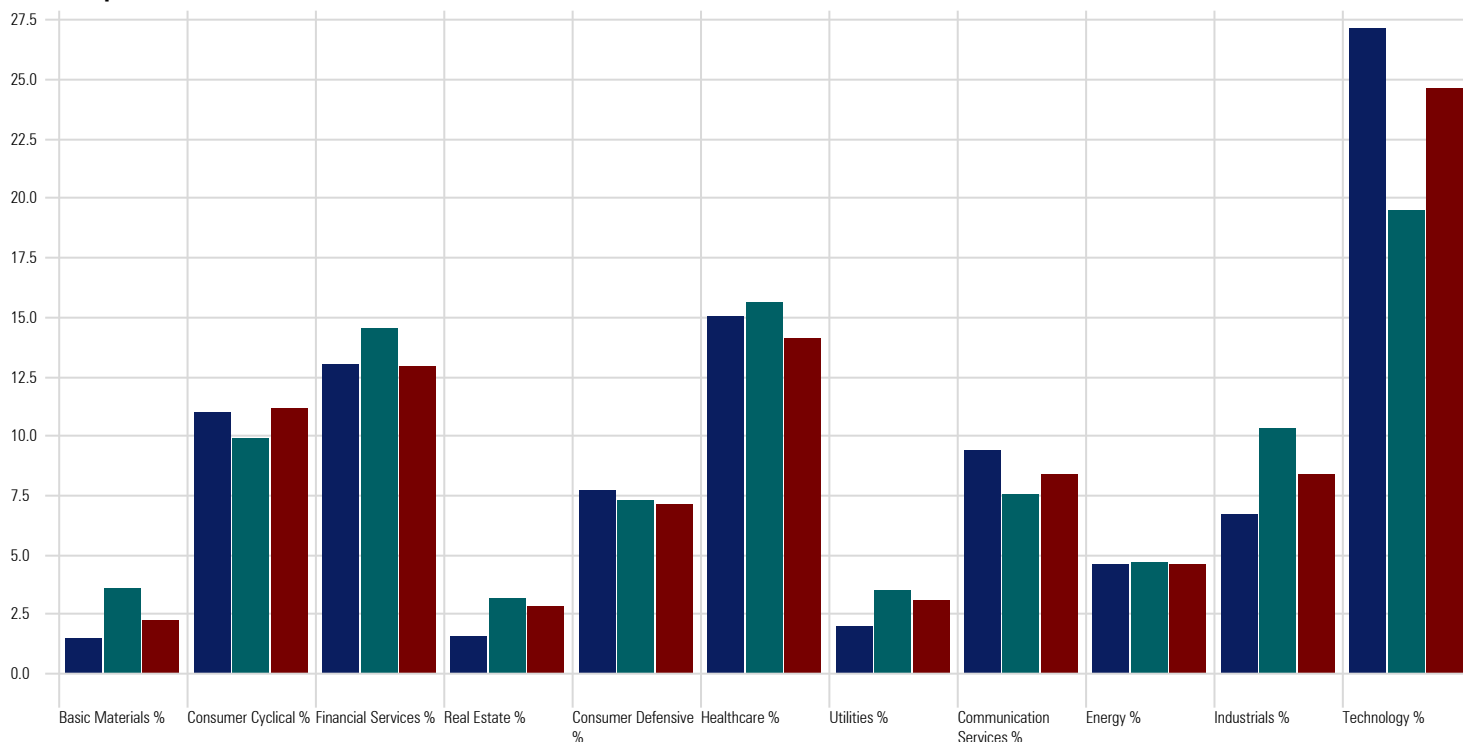


## Top Holdings - SEM DBA Model

	Beta (1 Yr)	Alloc %
iShares Russell Top 200 ETF	1.00	24.50
Rydex Inverse Government Lg Bd Strat Inv	-2.01	15.30
Counterpoint Tactical Income I	0.15	13.80
Hundredfold Select Alternative Svc	0.37	10.00
Kensington Managed Income Institutional	0.52	8.80
Sierra Tactical Bond Instl	0.26	8.80
Spectrum Low Volatility Investor	0.36	8.80
Anchor Risk Mgd Credit Strategies Instl	0.06	5.00
Navigator Tactical Fixed Income I	0.45	5.00
Turnover Ratio %		445.47
Annual Report Net Expense Ratio		1.60

INFORMATIONAL PURPOSES ONLY - Portfolio Allocations are a snapshot of SEM's holdings for the model as of the dates listed in the report. Allocations are not recommendations for any specific holdings or combinations of holdings. SEM actively monitors each model and may have already made changes to the allocations prior to this report being updated. All investments involve risk including those managed by SEM. Individual clients may have a slightly different allocation based on cash flows and the timing of such. In order to reduce trading frequency, SEM allows client accounts to fluctuate within a given tolerance range & reserves the right to substitute holdings for similar positions.

### Sector Exposure



SEM DBA Model

8/31/2022

US Fund Allocation--50% to 70% Equity

7/31/2022

S&P 500 TR USD

8/31/2022

### Asset Allocation Changes

Time Period: 10/1/2019 to 8/31/2022

US Equity %

Non-US Equity %

US Bond %

Non-US Bond %

Other

Cash

